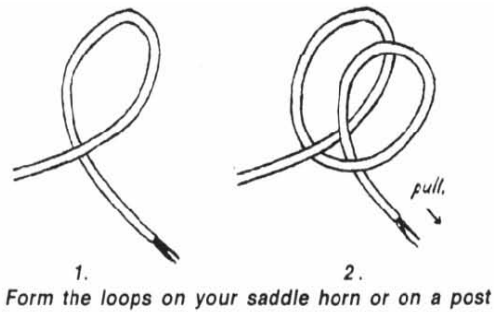


Important Knots to Know....

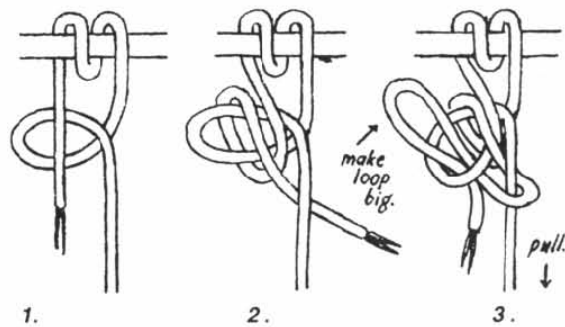
Tie a Clove Hitch

A clove hitch is actually two half hitches if you use a Western saddle this is the best way to tie the lead rope end of your Horseman's reins onto the saddle horn. See diagram below.



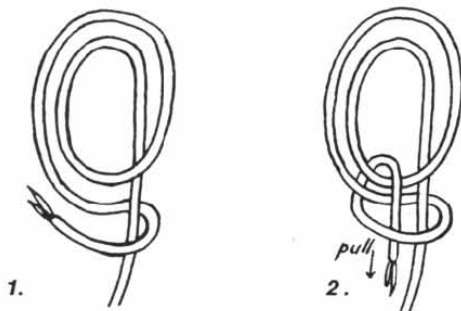
Tie a Stockman's Bowline

This is excellent knot for tying horse. It is secure yet quick release knot that does not tighten when the horse pulls on it. It is best used on rails that are great then 4 inches in diameter. Take two wraps around the rail. See diagram below.



To tie your Horseman's rein around your horse's neck.

This secures the 12ft line part of your hackamore around your horses neck. It is done by wrapping it twice around the neck, then forming a knot by looping it around itself and then back through it's own loop. In this way it will lie neat and flat against the horse's neck. See diagram below.



Bank Robber Knot

This is a quick release knot like the Stockman's Bowline but comes completely away when you release it because it does not thread through or wrap full length around the rail/pole. It allows you to tie your horse and then release it with a single pull and walk away with having to unwrap anything. (Do no use around rails greater then 4 inches in diameter as it will not bite down and stay that way).

The safety lock is optional.

